

# FIXTURLASER EXO

Shaft Alignment in Hazardous Areas

Certified

II 3 G Ex ic op is IIC T4 Gc , 0°C ≤ Ta ≤ 50 °C



acoem


# FIXTURLASER EXO

## Safeguard Your Maintenance Team and Production

Our core values have led to the development of several first industry functions, where True Live and VertiZontal™ Moves are unique on the market for laser-based shaft alignment tools. They bring an ease of use to our end users, which above all facilitates easy precision shaft alignment, on-the-job time saving, improved reliability and most importantly, money savings.

With the FIXTURLASER EXO, you get all this in an intrinsically safe shaft alignment package.

## Easy-to-Use Shaft Alignment in Hazardous Areas



ATEX/IECEX Zone 2 certified including ruggedized IP68 tablet device

Instant battery check – in both on and off mode

Thinnest smart sensors on the market

Built-in dual inclinometers to detect backlash and obtain angular values during measurement in horizontal alignment

Premounted fixtures a short setup time



Integrated Bluetooth for wireless communication between display unit and smart sensors

30 mm digital sensor detector + line laser eliminates rough alignment a short setup time

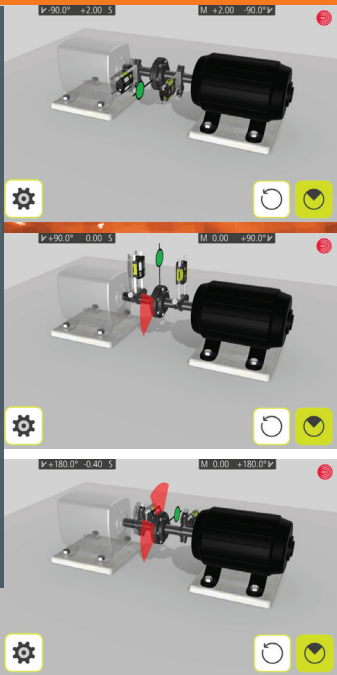
## GuideU

### Our Graphical User Interface, Your Alignment Guide

Our patented icon-based and color-coded user interface makes it easy to measure, align, and document each job. In order to minimize the risk of operator errors, we developed an icon-driven, adaptive user interface for the EXO system.

This adaptive user interface guides the user throughout the job in logical and easy to follow steps. It will deliver measurement and correction values based on what the system finds during the alignment process. This eliminates confusion for less-experienced users and provides ease of access throughout a measurement with the EXO system. To add to the enhanced user experience, we have given the interface a game-like 3D graphic look facilitating unmistakable interpretation of any misalignment error.

Our icon-driven, language-free alignment systems produce measurement reports easily understood by all users, regardless of their language.



### Tripoint TM method

In the Tripoint method, the alignment condition can be calculated by taking three points while rotating the shaft at least 60°. In this method, all points are taken manually.



## Alignment features in explosive atmospheres



### • Horizontal and Vertical alignment

Machine Alignment



### • Feetlock™

Solution to solve base-bound and/or bolt-bound machines.



### • VertiZontal™ Moves

Displays exactly how much a misaligned machine needs to be adjusted.



### • SoftCheck™

To diagnose soft foot problems



### • Target Values

Determined the machine's thermal expansion.



### • PDF reporting

Fast on site reporting available converting saved measurement reports into PDF files.



### • Mobile connectivity

Integrated Wi-Fi, Bluetooth, and camera


**The True Live feature** will deliver live measurement values showing the machine's exact position. Did you interrupt the laser beam? Or move the machine's position out of detector range? Not a problem, our smart sensors will resume with an updated machine position and always deliver live values to you.



**The Screen Flip** feature will allow you to flip the screen view of the machine set-up to match your actual view of the machine.



**Our color, icon and app based graphical user interface, GuideU,** will take you from start to goal without hesitation and guess work, all clearly displayed on an 8 inch tablet (EX/ATEX).



**acoem**

## TD-units M4 Ex 1-1043/S4 Ex 1-1044

Weight including all standard parts:	6,6 kg (14,6 lbs)
Weight:	M4 Ex: 220 g (7,8 oz) S4 Ex: 190 g (6,7 oz)
Dimensions:	92mm x 77mm x 33mm (3,6 in x 3,0 in x 1,3 in)
Operating Temp:	0 to 50°C (32 to 122°F)
Storage Temp:	-20 to 70°C (-4 to 158°F)
Relative humidity:	10 – 90%
Environmental protection:	IP 65 (Dust tight and protected against water jets)
Laser	650 nm class II diode laser
Laser power	< 1 mW
Measurement distance	Up to 5 m
Detector	2nd gen. digital sensor
Detector length	30mm ( 1,2 in )
Detector resolution	1 µm
Measurement accuracy	0,3% ± 7 µm
Signal processing:	Digital signal processing with Sidespot rejection, edge detection, ambient light elimination and anti-vibration mode
Inclinometer:	Dual High Performance MEMS inclinometers
Inclinometer resolution	0,01°
Inclinometer accuracy	±0,2°
Wireless communication:	Class I Bluetooth transmitter
Communication range	10 m (33 ft)
Charging:	5V, 0,5A
Operating time:	12 hours continuous use (measuring)
Battery Charging time (system off, room temperature)	5 hours
<b>Shaft brackets:</b>	
Shaft diameter:	Ø 25-175 mm (1"-6.9") Ø 25-450 mm (1"-18") (with extension chains)
Rods:	4 pcs 100 mm (3,9 in) and 4 pcs 150 mm (5,9 in) Extendable to 250 mm (9,8 in)



Tablet EXO - Ficturlaser M4 Ex - Ficturlaser S4 Ex - Rod kit NXA -  
2 pcs. Chain 8 mm 60 links (L=970 mm) -  
2 pcs.V-bracket complete Ex -  
2 pcs. Angled universal tool - Ext power cable EUR 2m -  
Ext power cable US 2m - Tape measure 3m 10feet Ex -  
2 pcs. USB-cable A-mini B 2m - Power supply 5 USB-ports 5 VDC -  
User Manual EXO english



COMPLIES WITH 21 CFR 1040.10 AND 1040.11 EXCEPT FOR DEVIATIONS PURSUANT TO LASER NOTICE No. 50, DATED JUNE 24, 2007

ACOEM AB is a global player and leader in developing innovative, user friendly equipment for shaft alignment. By helping industries worldwide to become perfectly aligned, and eliminating anything that might not be, we minimize unnecessary wear and production stoppages. This will ultimately make our customers more profitable and our environment more sustainable.



P.O. Box 7, SE - 431 21 Mölndal, SWEDEN  
Tel: +46 31 706 28 00, Fax: +46 31 706 28 50  
E-mail: info@acoem.se www.ficturlaser.com